

DYNAMIC PERFORMANCE
DELIVERS

circle
FITNESS



C O N T E N T S

3 Introduction

4 Core Values

5 360° Wellness

6 Streaming Entertainment

7 Asset Manager

8 Platinum Series

36 Core Series

45 Residential + Specialized Series



INTRODUCTION



Circle Fitness has been motivating people to always move forward for over 25 years. We believe that new beginnings have the power to inspire people to choose a better life, every day and to discover the potential of what new possibilities lie ahead. To move onward is to have confidence in the future, and purpose for today. This philosophy has inspired our line of industry-leading fitness equipment across semi-commercial and commercial facilities. When we innovate our products, we place quality at the forefront of every engineering choice and material selection—our testament to guaranteeing durability and safety.

Circle Fitness products are found in world-class facilities across diverse markets including athletic centers, hospitality, apartment complexes, and government facilities. Our selection of products is also designed by a team of engineering experts for the highest standards of profession and service. Fully geared with high-tech consoles, our suite of treadmills, ellipticals, and bikes are the benchmarks for today's standards of machinery.

We strive to continue building our legacy, not just by simply moving forward, but by bringing a revolution to the workout industry with versatile, premium equipment that places your facility members at the center of it all.

A L W A Y S

MOVING FORWARD

CORE VALUES

To train better is to be better by transcending the traditional. Durability, performance, and safety should always take top priority. Open-mindedness can create connections with consumers all over the world. Everyone deserves a personalized workout with equipment that delivers dynamic performance. Ingenuity can be both advanced and accessible. Premium technology and operating systems should never sacrifice a stylish design. Authenticity can propel positivity and a healthy way of living. Embracing new eras of change can unveil the best version of yourself eager to happen.



EXCEED THE
EXPECTED



FEATURES

As future-forward visionaries, we know what it takes to provide individuals with an unforgettable experience, and that's what fulfills our ethos for our products across facilities. At Circle Fitness, we pride ourselves on creating durable machinery that requires low maintenance while triumphing in intuitive dynamism.

Our fitness equipment is geared with end-to-end technology from our CircleCloud Go app that inspires movement motivation with real-time connection to touchscreen consoles to your mobile device. Along with Target Train, Virtual Go, and Body Manager, each application excites individuals to track their results and stats. Every product in our line offers specific versatility in its own way, but one guarantee that remains across the board—future-proof features.

360° WELLNESS

CircleFit Apps

Our powerful app boasts a real-time connection with Circle Cloud and our latest touchscreen consoles, giving users the power to master their workouts with just a smartphone. Take control of your fitness; anytime, anywhere.

Sync In

Enjoy all of the features our CircleCloud Go apps offer, right from your phone. Monitor and track progress, or create and edit content with a real-time connection.

Quick Login

Log in into CircleCloud Go hands-free with Quick Login simply by opening the CircleFit app from your phone and connect with the console or body analyzer via Bluetooth.



ASSET MANAGER

Updated and powerful, the new Circle Fitness Asset Manager is the platform to not only maximize your investment but to create a strong engagement with facility members for the most long-term reward.

Overview

A detailed overview gives the operator a clear status of the machines in the facility. The information includes the equipment's usage, running status, software version and more.

Latest Update

Receive the latest information on equipment maintenance, new features, software updates or technical support.

**Maximize Asset
Utilization**

**Plan
Better**

**Engage
Members**

STREAMING ENTERTAINMENT

BT Headphones

Wireless Charger





S T R O N G

F L U I D

U N F O R G E T T A B L E

The Platinum Series is our premium, fully commercial cardio line. It features the most powerful motors, the most intuitive user interfaces, and the best ergonomic designs. The Platinum Series line is crafted with durability in mind, designed not only to suit your needs, but to exceed your expectations.

PLATINUM SERIES



DESIGNED FOR RESULTS

Everyone deserves a personalized workout with equipment crafted with premium technology and modern designs. Built for daily use and fully commercial locations, the Platinum Series is what fitness equipment should be—innovatively durable.



M8

Intuitive, modern treadmill design with options for LED, 8", 10.1", or 18.5" touchscreens and easily replaceable running belt.



M7

Durably designed for fitness facilities with an easily replaceable running belt, the M7 is highly versatile and adjustable.

FITNESS DONE

YOUR WAY



E8

Total body elliptical, perfect for a range of users—high incline and resistance features and easily replaceable motor belt.



E7

Sleek design and optimized performance make the E7 elliptical easy to assemble and relocate.



B8

Specifically designed for a comfortable full-body training session. Customizable settings, made for every user for endless versatility.



R8

Maximum comfort and control with high-quality manufacturing for safety and durability.

TREADMILL

M 8



Power, performance, and durability are what make the M8 Treadmill a complete package of innovation and meticulously crafted engineering for maximum performance and full commercial use. The M8's intuitive, yet simple design makes it easier and more efficient to assemble, service, and relocate. Find your tempo with customizable settings made for your facility and made to last.

M8 offers highly adjustable features so you can exceed your limitations with ease. The quick shift makes it easy to adjust your speed and incline preference for the perfect workout. 16% incline and elevated paddle shifters allow for a more rigorous hiking feel.

Available Color Options



Polar Silver

Jet Black

M 8 DETAILS & SPECIFICATIONS

EQUIPMENT DETAILS				
USER CAPACITY		182 KGS / 400 LBS		
SPEED		0.5 – 25 KM / 0.3 – 15.6 MPH		
ELEVATION		16%		
DRIVE MOTOR		4.0 HP (CONTINUOUS) / 6.0 HP (DUTY)		
POWER		AC 120V / 20A AC 230V / 15A		
ROLLERS		90 MM / 3.5 IN		
FRAME		STEEL		
EQUIPMENT DIMENSIONS				
UNIT DIMENSIONS		2170 x 940 x 1530 MM 86 x 37 x 61 IN		
PACKAGED DIMENSIONS (BODY)		2270 x 980 x 430 MM 90 x 39 x 17 IN		
PACKAGED DIMENSIONS (CONSOLE)		1000 x 790 x 350 MM 39.4 x 31.1 x 13.8 IN		
EQUIPMENT WEIGHT				
	LED	TOUCH	SPORT	E PLUS
UNIT WEIGHT	208 KGS 457.6 LBS	208.2 KGS 459.1 LBS	207.3 KGS 456.1 LBS	210 KGS 462 LBS
PACKAGED WEIGHT	227 KGS 499.4 LBS	227.2 KGS 500.9 LBS	226.3 KGS 497.9 LBS	229 KGS 503.8 LBS

CONTINUE THE JOURNEY AHEAD



Extra Large Running Surface
Featuring an extra wide 23 inches running surface for increased comfort.



Quick Shift
Make easy and effective adjustments to speed and incline to enhance your workouts.



Safety Stop
Detects when a machine is running without the user and stops the machine.



USB Charging
USB charging function/ program update for easy after-service maintenance and for quick charging. This area is roomy with more ergonomic design.



Smooth deck
Our shock absorption system delivers a perfect balance of cushioning and road feel to bring users the ultimate tactile running experience.

CONSOLE SPECS

DISPLAY	LED	TOUCH	SPORT	E PLUS 2.0
SCREEN	6 Numeric Windows + Dot-Matrix Window	10.1" with Touch +2 LED Window	8" Touchscreen + 2 LED Window	18.5" Touch
LANGUAGE	8 languages, English, Turkish, Russian, German, Spanish, Italian, French, Dutch	15 languages, English, German, Spanish, Dutch, Portuguese, Thai, Swedish, Russian, French, Arabic, Japanese, Turkish, Vietnamese, Chinese (simplified & traditional)	15 languages, English, German, Spanish, Dutch, Portuguese, Thai, Swedish, Russian, French, Arabic, Japanese, Turkish, Vietnamese, Chinese (simplified & traditional)	15 languages, English, German, Spanish, Dutch, Portuguese, Thai, Swedish, Russian, French, Arabic, Japanese, Turkish, Vietnamese, Chinese (simplified & traditional)
PRE-PROGRAMMABLE WORKOUTS	MANUAL(1) COURSE(5)-(Hill / Fat Burn / Cardio / Strength / Interval) GOAL(3)-(Time/Distance/Calories) TEST(8)-(GERKIN / COOPER / USMC PFT / ARMY PRT / NAVY PRT / USAF PFT / FEDERAL LAW / Fitness) HRC(4)-(1.FAT BURN 2.AEROBIC 3.PERFORMANCE 4.CUSTOMIZE) CUSTOM(1)	Training Course(6)-(Manual / Hill / Fat Burn / Cardio / Strength / Interval) Target Training(3) - (Time/Distance/Calories) HIIT(4) - (Normal / Hard / Advanced / Custom) HRC(4) - (Fatburn / Aerobic / Performance / Customize) Physical Test(7) - (Gerkin Protocol / Cooper Test / USMC PFT / Army PFT / Navy PFT / USAF PFT / Federal Law)	Training Course(7)-(Manual / Target / Hill / Fat Burn / Cardio / Strength / Interval) Training Course(7)-(Manual / Target / Hill / Fat Burn / Cardio / Strength / Interval) HIIT(4) - (Normal / Hard / Advanced / Custom) HRC(4) - (Fatburn / Aerobic / Performance / Customize) Physical Test(7) - (Gerkin Protocol / Cooper Test / USMC PFT / Army PFT / Navy PFT / USAF PFT / Federal Law)	Training Course(7)-(Manual / Target / Hill / Fat Burn / Cardio / Strength / Interval) HIIT(4) - (Normal / Hard / Advanced / Custom) HRC(4) - (Fatburn / Aerobic / Performance / Customize) Physical Test(7) - (Gerkin Protocol / Cooper Test / USMC PFT / Army PFT / Navy PFT / USAF PFT / Federal Law) VirtualGo(10)
QUICK START	Yes	Yes	Yes	Yes
INTEGRATION				
BODY ANALYZER INBODY 570	NA	NA	Yes	Yes
EXERCISE DATA	NA	NA	Yes	Yes
WEARABLE APPS	NA	NA	Yes (Runkeeper, GoogleHealth, Fitbit, Garmin)	Yes (Runkeeper, GoogleHealth, Fitbit, Garmin)
CIRCLECLOUD GO	NA	NA	Yes	Yes
ENTERTAINMENT APPS	NA	NA	NA	Yes
FACILITY MANAGEMENT	NA	NA	Yes	Yes

CONNECTIVITY	LED	TOUCH	SPORT	E PLUS 2.0
USB	Charging	Program Update & Charging	Program Update & Charging	Program Update & Charging
LAN	NA	NA	Yes	Yes
CSAFE (POWER ONLY)	Optional	Optional	Optional	Optional
BLUETOOTH	NA	NA	Yes	Yes
TV	NA	NA	NA	DVBT/T2/C, ATSC, DTMB, ISDBT (Satellite:NA)
HDMI	NA	NA	NA	NA
WIRELESS CHARGING	NA	NA	NA	NA
WIFI	NA	NA	Yes	Yes
AUDIO OUT	NA	NA	NA	Yes
HEART RATE (HR) DETECTION	Hand Pulse 5KHZ Wireless	Hand Pulse 5KHZ Wireless	Hand Pulse 5KHZ Wireless	Hand Pulse 5KHZ Wireless
MIRACAST	NA	NA	NA	NA
FAN	Yes	Yes	Yes	Yes



LED



Touch



Sport



E Plus 2.0

T R E A D M I L L

M 7



The M7 Treadmill is fitness designed for facilities. Expertly crafted with high-grade and quality components, the M7 brings durability and comfort to your workout. With over 20 console exercise programs, the ultimate running performance begins with the M7.

Make swift and simple adjustments during your workout with the quick shift for speed and incline changes, on the spot, and never lose your rhythm. Cool down with an adjustable and strong fan to keep you pushing your boundaries and achieving your results.

Available Color Options



Polar Silver

Jet Black

M7 DETAILS & SPECIFICATIONS

EQUIPMENT DETAILS

USER CAPACITY	182 KGS / 400 LBS
SPEED	0.8 – 20 KM / 0.5 – 12.5 MPH
ELEVATION	16%
DRIVE MOTOR	3.0 HP (CONTINUOUS) / 5.0 HP (DUTY)
POWER	AC 120V / 20A AC 230V / 15A
ROLLERS	90 MM / 3.5 IN
FRAME	STEEL + ALUMINUM

EQUIPMENT DIMENSIONS

UNIT DIMENSIONS	2150 x 930 x 1490 MM 85 x 37 x 59 IN
PACKAGED DIMENSIONS (BODY)	2270 x 940 x 390 MM 90 x 37 x 15 IN
PACKAGED DIMENSIONS (CONSOLE)	970 x 590 x 310 MM 38.2 x 23.2 x 12.2 IN

EQUIPMENT WEIGHT

	LED	TOUCH	SPORT	E PLUS
UNIT WEIGHT	165 KGS 363 LBS	165.3 KGS 364.5 LBS	164.5 KGS 361.9 LBS	167 KGS 367.4 LBS
PACKAGED WEIGHT	181.5 KGS 399.3 LBS	181.8 KGS 400.9 LBS	181 KGS 398.2 LBS	183.5 KGS 403.7 LBS


SEAMLESS

WORKOUT



Smooth deck

Our shock absorption system delivers a perfect balance of cushioning and road feel to bring users the ultimate tactile running experience.



Extra Large Running Surface

Featuring an extra wide 22 inches running surface for increased comfort.



Aluminum Frame

Provides increased strength, adding the durability needed for a commercial environment.



Safety Stop

Detects when a machine is running without the user and stops the machine.



Quick Shift

Make easy and effective adjustments to speed and incline to enhance your workouts.

PLATINUM

CONSOLE SPECS

DISPLAY	LED	TOUCH	SPORT	E PLUS 2.0
SCREEN	LED 7 segments with Dot-Matrix	10.1" with Touch + 2 LED Window	8" Touchscreen + 2 LED Window	15.6" Touch
LANGUAGE	7 languages, English, Dutch, French, German, Italian, Spanish, Polish	15 languages, English, German, Spanish, Dutch, Portuguese, Thai, Swedish, Russian, French, Arabic, Japanese, Turkish, Vietnamese, Chinese (simplified & traditional)	15 languages, English, German, Spanish, Dutch, Portuguese, Thai, Swedish, Russian, French, Arabic, Japanese, Turkish, Vietnamese, Chinese (simplified & traditional)	15 languages, English, German, Spanish, Dutch, Portuguese, Thai, Swedish, Russian, French, Arabic, Japanese, Turkish, Vietnamese, Chinese (simplified & traditional)
PRE-PROGRAMMABLE WORKOUTS	10(Target / Rolling / Valley / Fat Burn / Ramp / Strength / Interval / Random / HRC / Fitness Test)	Training Course(6)-(Manual / Hill / Fat Burn / Cardio / Strength / Interval) Target Training(3) - (Time/Distance/ Calories) HIIT(4) - (Normal / Hard / Advanced / Custom) HRC(4) - (Fatburn / Aerobic / Performance / Customize) Physical Test(7) - (Gerkin Protocol / Cooper Test / USMC PFT / Army PFT / Navy PFT / USAF PFT / Federal Law)	Training Course(7)-(Manual / Target / Hill / Fat Burn / Cardio / Strength / Interval) Training Course(7)-(Manual / Target / Hill / Fat Burn / Cardio / Strength / Interval) HIIT(4) - (Normal / Hard / Advanced / Custom) HRC(4) - (Fatburn / Aerobic / Performance / Customize) Physical Test(7) - (Gerkin Protocol / Cooper Test / USMC PFT / Army PFT / Navy PFT / USAF PFT / Federal Law)	Training Course(7)-(Manual / Target / Hill / Fat Burn / Cardio / Strength / Interval) HIIT(4) - (Normal / Hard / Advanced / Custom) HRC(4) - (Fatburn / Aerobic / Performance / Customize) Physical Test(7) - (Gerkin Protocol / Cooper Test / USMC PFT / Army PFT / Navy PFT / USAF PFT / Federal Law) VirtualGo(10)
QUICK START	Yes	Yes	Yes	Yes
INTEGRATION				
BODY ANALYZER INBODY 570	NA	NA	Yes	Yes
EXERCISE DATA	NA	NA	Yes	Yes
WEARABLE APPS	NA	NA	Yes (Runkeeper, GoogleHealth, Fitbit, Garmin)	Yes (Runkeeper, GoogleHealth, Fitbit, Garmin)
CIRCLECLOUD GO	NA	NA	Yes	Yes
ENTERTAINMENT APPS	NA	NA	NA	Yes
FACILITY MANAGEMENT	NA	NA	Yes	Yes

CONNECTIVITY	LED	TOUCH	SPORT	E PLUS 2.0
USB	Optional	Program Update & Charging	Program Update & Charging	Program Update & Charging
LAN	NA	NA	Yes	Yes
CSAFE (PEWER ONLY)	Optional	Optional	Optional	Optional
BLUETOOTH	NA	NA	Yes	Yes
TV	NA	NA	NA	DVBT/T2/C, ATSC, DTMB, ISDBT (Satellite:NA)
HDMI	NA	NA	NA	NA
WIRELESS CHARGING	NA	NA	NA	NA
WIFI	NA	NA	Yes	Yes
AUDIO OUT	NA	NA	NA	Yes
HEART RATE (HR) DETECTION	Hand Pulse 5KHZ Wireless	Hand Pulse 5KHZ Wireless	Hand Pulse 5KHZ Wireless	Hand Pulse 5KHZ Wireless
MIRACAST	NA	NA	NA	NA
FAN	Optional	Optional	Optional	Yes



LED



Touch



Sport



E Plus 2.0

ELLIPTICAL

E 8



Take incline training to a whole new level and discover your full potential with the E8 Total Body Elliptical. Superior biomechanics and incline resistance adjustments offer innovative engineering for an empowering experience. This is performance, at its peak.

Be in control with conveniently located paddle-style panels for swift resistance changes. Meet versatility and climbing capabilities from short strides to long to match your preference and your pace.

Available Color Options



Jet Black

E8 DETAILS & SPECIFICATIONS

DYNAMIC AND

DURABLE

EQUIPMENT DETAILS

USER CAPACITY	182 KGS / 400 LBS
RESISTANCE	25 LEVELS
INCLINE RANGE	0 – 15 DEGREES / 0-20 LEVEL

EQUIPMENT DIMENSIONS

UNIT DIMENSIONS	2119 x 730 x 1808 MM 83.4 x 28.7 x 71.2 IN
PACKAGED DIMENSIONS	1950 x 755 x 1170 MM 76.8 x 29.7 x 46.1 IN

EQUIPMENT WEIGHT

	LED	TOUCH	SPORT	E PLUS 2.0
UNIT WEIGHT	190 KGS 418.9 LBS	190 KGS 418.9 LBS	177 KGS 390.2 LBS	177 KGS 390.2 LBS
PACKAGED WEIGHT	224.5 KGS 494.9 LBS	226 KGS 498.2 LBS	212 KGS 467.4 LBS	214.5 KGS 472.9 LBS



Low Step-Up Height

9.3" / 24 Cm set up height that aids the user by providing safe entrance and exit from the unit.



Unique incline design

Users can go from a short stride to long stride, walking to running, and climbing to lunging allowing them to target many muscle groups.



Convenient incline control

Paddle-style incline control, making on-the-fly incline changes simple. Users can simply adjust the incline and resistance level simultaneously.



Wireless charger & USB

Wireless charging station is perfect for your phone and small electronic devices. USB charging function/program update for easy after-service maintenance and for quick charging.

PLATINUM

CONSOLE SPECS

DISPLAY	LED	TOUCH	SPORT	E PLUS 2.0
SCREEN	LED 7 segments with Dot-Matrix-White light	10.1" with Touch + 2 LED window	8" Touch + 2 LED window	15.6" Touch
LANGUAGE	10 Languages: English, German, Spanish, Dutch, Portuguese, Italian, Swedish, Russian, Polish, French	15 Languages: English, German, Spanish, Dutch, Portuguese, Thai, Swedish, Russian, French, Arabic, Japanese, Turkish, Vietnamese, Chinese (simplified & traditional)	15 Languages: English, German, Spanish, Dutch, Portuguese, Thai, Swedish, Russian, French, Arabic, Japanese, Turkish, Vietnamese, Chinese (simplified & traditional)	15 Languages: English, German, Spanish, Dutch, Portuguese, Thai, Swedish, Russian, French, Arabic, Japanese, Turkish, Vietnamese, Chinese (simplified & traditional)
PRE-PROGRAMMABLE WORKOUTS	10 (Target / Rolling / Valley / Fat Burn / Ramp / Strength / Interval / Random / HRC / Constant Watt)	Training Course (8) - (Manual / Rolling-hills / Mountain Peaks / Fat Burn / Incline / Strength / Interval / Constant Wattage) Target Training (3) - (Time/Distance/ Calories) HRC (4) - (Fatburn / Aerobic / Performance / Customize)	Training Course (9) - (Manual / Target / Rolling-hills / Mountain Peaks / Fat Burn / Incline / Strength / Interval / Constant Wattage) HRC (4) - (Fatburn / Aerobic / Performance / Customize)	Training Course (9) - (Manual / Target / Rolling-hills / Mountain Peaks / Fat Burn / Incline / Strength / Interval / Constant Wattage) HRC (4) - (Fatburn / Aerobic / Performance / Customize) VirtualGo(10)
QUICK START	Yes	Yes	Yes	Yes
INTEGRATION				
BODY ANALYZER INBODY 570	NA	NA	Yes	Yes
EXERCISE DATA	NA	NA	Yes	Yes
WEARABLE APPS	NA	NA	Yes (Runkeeper, GoogleHealth, Fitbit, Garmin)	Yes (Runkeeper, GoogleHealth, Fitbit, Garmin)
CIRCLECLOUD GO	NA	NA	Yes	Yes
ENTERTAINMENT APPS	NA	NA	NA	Yes
FACILITY MANAGEMENT	NA	NA	Yes	Yes

CONNECTIVITY	LED	TOUCH	SPORT	E PLUS 2.0
USB	Charging	Program Update & Charging	Program Update & Charging	Program Update & Charging
LAN	NA	NA	Giga LAN	Giga LAN
CSAFE (POWER ONLY)	Optional	Optional	Optional	Optional
BLUETOOTH	NA	NA	Bluetooth 4.2 (For BT Login)	2 X Bluetooth 4.2 (1 For BT Login & Wireless Pulse / 1 For Wireless Audio)
TV	NA	NA	NA	DVBT/T2/C, ATSC, DTMB, ISDBT (Satellite:NA)
WIRELESS CHARGING	NA	NA	Yes	Yes
WIFI	NA	NA	Yes	Yes
AUDIO OUT	NA	NA	NA	3.5 MM Phone Jack / Wireless BT
HEART RATE (HR) DETECTION	Hand Pulse 5KHZ Wireless	Hand Pulse 5KHZ Wireless	Hand Pulse 5KHZ Wireless	Hand Pulse 5KHZ Wireless
FAN	NA	NA	Optional	Yes



LED



Touch



Sport



E Plus 2.0

ELLIPTICAL

E7



Sleek design and optimized performance make the E7 Elliptical easy to assemble and relocate. Define what makes you powerful with the two-stage drive system, heavy-duty bearings, and oversized shafts for training done your way. Every move is made for you with smooth motion technology that delivers a quiet, comfortable, and natural ride.

Complete your workout with total stride control and smooth motion. The E7's thick padded pedals fuse comfort and durability. Amp up your workout with a variety of exercise programs and 25 resistance settings to engage users of all levels.

Available Color Options



Polar Silver

Jet Black

THOUGHTFULLY

DESIGNED

E7 DETAILS & SPECIFICATIONS

TECHNICAL SPECIFICATIONS

STRIDE LENGTH	20" (500 MM)
PEDAL SPACING	2.5" (64 MM)
STEP UP HEIGHT	12" (320 MM)
RESISTANCE LEVEL	25 LEVELS
MAXIMUM USER WEIGHT	400 LBS (182 KGS)

ELECTRICAL SPECIFICATIONS

POWER REQUIREMENT (LED, TOUCH)	Self Generation
POWER REQUIREMENT (SPORT, EPLUS 2.0)	100 ~ 240V ± 10 50/60Hz
MAXIMUM WATT@ 60 RPM	400W
MINIMUM WATT@ 60 RPM	40W
MINIMUM RPM (LED, TOUCH)	30 RPM
MINIMUM RPM (SPORT, EPLUS 2.0)	10 RPM


FRAME

COLOR OPTIONS	Polar Silver / Jet Black			
---------------	--------------------------	--	--	--

NET WEIGHT OF FRAME & CONSOLE	LED 238.1 LBS (108 KGS)	TOUCH 237.9 LBS (107.9 KGS)	SPORT 239.2 LBS (108.5 KGS)	EPLUS 2.0 244.7 LBS (111 KGS)
PACKAGED WEIGHT	LED 265.9 LBS (120.6 KGS)	TOUCH 265 LBS (120.2 KGS)	SPORT 267 LBS (121.1 KGS)	EPLUS 2.0 272.5 LBS (123.6 KGS)

DIMENSIONS

EQUIPMENT DIMENSIONS	80 (L) X 27 (W) X 72 (H) IN / 2040 (L) X 680 (W) X 1810 (H) MM
PACKAGING DIMENSIONS	83 (L) X 28 (W) X 33 (H) IN / 2120 (L) X 715 (W) X 830 (H) MM



Comfortable Strides

Thick pedals and silky smooth stride motion provides a comfortable and pleasureable workout.



Sophisticated aluminum rails

The aluminum rails are manufactured with superior surface finish offer silky smooth stride motion.



Ergonomic storage area

Storage for a bottle and other possessions are available to users for easy access while working out.

PLATINUM

CONSOLE SPECS

DISPLAY	LED	TOUCH	SPORT	E PLUS 2.0
SCREEN	LED 7 segments with Dot-Matrix-White light	10.1" with Touch + 2 LED window	8" Touch + 2 LED window	15.6" Touch
LANGUAGE	10 Languages: English, German, Spanish, Dutch, Portuguese, Italian, Swedish, Russian, Polish, French	15 languages, English, German, Spanish, Dutch, Portuguese, Thai, Swedish, Russian, French, Arabic, Japanese, Turkish, Vietnamese, Chinese (simplified & traditional)	15 languages, English, German, Spanish, Dutch, Portuguese, Thai, Swedish, Russian, French, Arabic, Japanese, Turkish, Vietnamese, Chinese (simplified & traditional)	15 languages, English, German, Spanish, Dutch, Portuguese, Thai, Swedish, Russian, French, Arabic, Japanese, Turkish, Vietnamese, Chinese (simplified & traditional)
PRE-PROGRAMMABLE WORKOUTS	10 (Target / Rolling / Valley / Fat Burn / Ramp / Strength / Interval / Random / HRC / Constant Watt)	Training Course (8) - (Manual / Rolling-hills / Mountain Peaks / Fat Burn / Incline / Strength / Interval / Constant Wattage) Target Training (3) - (Time/Distance/ Calories) HRC (4) - (Fatburn / Aerobic / Performance / Customize)	Training Course (9) - (Manual / Target / Rolling-hills / Mountain Peaks / Fat Burn / Incline / Strength / Interval / Constant Wattage) HRC (4) - (Fatburn / Aerobic / Performance / Customize)	Training Course (9) - (Manual / Target / Rolling-hills / Mountain Peaks / Fat Burn / Incline / Strength / Interval / Constant Wattage) HRC (4) - (Fatburn / Aerobic / Performance / Customize) VirtualGo(10)
QUICK START	Yes	Yes	Yes	Yes
INTEGRATION				
BODY ANALYZER INBODY 570	NA	NA	Yes	Yes
EXERCISE DATA	NA	NA	Yes	Yes
WEARABLE APPS	NA	NA	Yes (Runkeeper, GoogleHealth, Fitbit, Garmin)	Yes (Runkeeper, GoogleHealth, Fitbit, Garmin)
CIRCLECLOUD GO	NA	NA	Yes	Yes
ENTERTAINMENT APPS	NA	NA	NA	Yes
FACILITY MANAGEMENT	NA	NA	Yes	Yes

CONNECTIVITY	LED	TOUCH	SPORT	E PLUS 2.0
USB	Charging	Program Update & Charging	Program Update & Charging	Program Update & Charging
LAN	NA	NA	Giga LAN	Giga LAN
CSAFE (POWER ONLY)	Optional	Optional	Optional	Optional
BLUETOOTH	NA	NA	Bluetooth 4.2 (For BT Login)	2 X Bluetooth 4.2 (1 For BT Login & Wireless Pulse/ 1 For Wireless Audio)
TV	NA	NA	NA	DVBT/T2/C, ATSC, DTMB, ISDBT (Satellite:NA)
WIRELESS CHARGING	NA	NA	Yes	Yes
WIFI	NA	NA	Yes	Yes
AUDIO OUT	NA	NA	NA	3.5 MM Phone Jack / Wireless BT
HEART RATE (HR) DETECTION	Hand Pulse 5KHZ Wireless	Hand Pulse 5KHZ Wireless	Hand Pulse 5KHZ Wireless	Hand Pulse 5KHZ Wireless
FAN	NA	NA	Optional	Yes



LED



Touch



Sport



E Plus 2.0

B I K E

B 8



Discover a new cardio experience with the B8 Upright Bike. Whether you prefer a relaxed or rigorous workout, the B8 is specifically designed for a comfortable full-body training session. Customizable settings made for every user for endless versatility—get more out of your workout with the B8.

The B8 handlebars are specifically designed for all workout intensities. With a soft-gripped handlebar and padded elbow rest, let a supportive, comfortable grip guide your upper body workout.

Available Color Options



Polar Silver

Jet Black

C O M F O R T

COMES FIRST

B8 DETAILS & SPECIFICATIONS

TECHNICAL SPECIFICATIONS

Q FACTOR (PEDAL SPACING)	8 IN (20 CM)
DRIVE SYSTEM	Self-Generating Electric Hybrid with Flywheel
RESISTANCE LEVEL	25 LEVELS
RESISTANCE SYSTEM	Electrically Returned
MAXIMUM USER WEIGHT	400 LBS (182 KGS)

ELECTRICAL SPECIFICATIONS


POWER REQUIREMENT (LED, TOUCH)	Self Generation
POWER REQUIREMENT (SPORT, EPLUS 2.0)	100 ~ 240V ± 10 50/60Hz
MAXIMUM WATT@ 60 RPM	400W
MINIMUM WATT@ 60 RPM	40W
MINIMUM RPM (LED, TOUCH)	30 RPM
MINIMUM RPM (SPORT, EPLUS 2.0)	10 RPM

FRAME

COLOR OPTIONS	Polar Silver / Jet Black			
NET WEIGHT OF FRAME & CONSOLE	LED 148.8 LBS (67.5 KGS)	TOUCH 147.9 LBS (67.1 KGS)	SPORT 149.9 LBS (68 KGS)	EPLUS 2.0 155.4 LBS (70.5 KGS)
PACKAGED WEIGHT	LED 165.3 LBS (75 KGS)	TOUCH 164.4 LBS (74.6 KGS)	SPORT 166.4 LBS (75.5 KGS)	EPLUS 2.0 171.9 LBS (78 KGS)

DIMENSIONS

EQUIPMENT DIMENSIONS	44 (L) X 27 (W) X 58 (H) IN / 1130 (L) X 690 (W) X 1470 (H) MM
PACKAGING DIMENSIONS	47 (L) X 21 (W) X 31 (H) IN / 1200 (L) X 530 (W) X 800 (H) MM



Adjustable Seat

Offers 12 levels of adjustment to ensure a comfortable experience for all users. Besides, users can adjust seat by single hand..



Resistance level control

Handlebars with button on the top allow easy adjustment resistance levels during your workout.



Ergonomic

Multi-Position Handlebars

The B8 offers multiple hand grip positions to ensure that users are comfortable during all stages of their ride. The conveniently located elbow rests make long rides a little easier when taking a rest.

PLATINUM

CONSOLE SPECS

DISPLAY	LED	TOUCH	SPORT	E PLUS 2.0
SCREEN	LED 7 segments with Dot-Matrix-White light	10.1" with Touch + 2 LED window	8" Touch + 2 LED window	15.6" Touch
LANGUAGE	10 Languages: English, German, Spanish, Dutch, Portuguese, Italian, Swedish, Russian, Polish, French	15 languages, English, German, Spanish, Dutch, Portuguese, Thai, Swedish, Russian, French, Arabic, Japanese, Turkish, Vietnamese, Chinese (simplified & traditional)	15 languages, English, German, Spanish, Dutch, Portuguese, Thai, Swedish, Russian, French, Arabic, Japanese, Turkish, Vietnamese, Chinese (simplified & traditional)	15 languages, English, German, Spanish, Dutch, Portuguese, Thai, Swedish, Russian, French, Arabic, Japanese, Turkish, Vietnamese, Chinese (simplified & traditional)
PRE-PROGRAMMABLE WORKOUTS	10 (Target / Rolling / Valley / Fat Burn / Ramp / Strength / Interval / Random / HRC / Constant Watt)	Training Course (8) - (Manual / Rolling-hills / Mountain Peaks / Fat Burn / Incline / Strength / Interval / Constant Wattage) Target Training (3) - (Time/Distance/ Calories) HRC (4) - (Fatburn / Aerobic / Performance / Customize)	Training Course (9) - (Manual / Target / Rolling-hills / Mountain Peaks / Fat Burn / Incline / Strength / Interval / Constant Wattage) HRC (4) - (Fatburn / Aerobic / Performance / Customize)	Training Course (9) - (Manual / Target / Rolling-hills / Mountain Peaks / Fat Burn / Incline / Strength / Interval / Constant Wattage) HRC (4) - (Fatburn / Aerobic / Performance / Customize) VirtualGo(10)
QUICK START	Yes	Yes	Yes	Yes
INTEGRATION				
BODY ANALYZER INBODY 570	NA	NA	Yes	Yes
EXERCISE DATA	NA	NA	Yes	Yes
WEARABLE APPS	NA	NA	Yes (Runkeeper, GoogleHealth, Fitbit, Garmin)	Yes (Runkeeper, GoogleHealth, Fitbit, Garmin)
CIRCLECLOUD GO	NA	NA	Yes	Yes
ENTERTAINMENT APPS	NA	NA	NA	Yes
FACILITY MANAGEMENT	NA	NA	Yes	Yes

CONNECTIVITY	LED	TOUCH	SPORT	E PLUS 2.0
USB	Charging	Program Update & Charging	Program Update & Charging	Program Update & Charging
LAN	NA	NA	Giga LAN	Giga LAN
CSAFE (POWER ONLY)	Optional	Optional	Optional	Optional
BLUETOOTH	NA	NA	Bluetooth 4.2 (For BT Login)	2 X Bluetooth 4.2 (1 For BT Login & Wireless Pulse / 1 For Wireless Audio)
TV	NA	NA	NA	DVBT/T2/C, ATSC, DTMB, ISDBT (Satellite:NA)
WIRELESS CHARGING	NA	NA	Yes	Yes
WIFI	NA	NA	Yes	Yes
AUDIO OUT	NA	NA	NA	3.5 MM Phone Jack / Wireless BT
HEART RATE (HR) DETECTION	Hand Pulse 5KHZ Wireless	Hand Pulse 5KHZ Wireless	Hand Pulse 5KHZ Wireless	Hand Pulse 5KHZ Wireless
FAN	NA	NA	Optional	Yes



LED



Touch



Sport



E Plus 2.0

B I K E

R 8



Expect control, comfort, and confidence in your workout with the R8 Recumbent Bike. Enhanced body support and machine intelligence for a robust training session. Stay moving with a wide variety of resistance controls and personalized settings to elevate your workout experience to the next level.

Purposefully designed, the R8 U-Bar maximizes comfort for mounting and dismounting for an optimal gripping point—with safety and comfort at the forefront of design. The seatback adjustable recline angle offers undeniable comfort.

Available Color Options



Polar Silver

Jet Black

CHALLENGE YOUR

RESISTANCE

R8 DETAILS & SPECIFICATIONS

TECHNICAL SPECIFICATIONS

Q FACTOR (PEDAL SPACING)	9.8 IN (24.8 CM)
DRIVE SYSTEM	Self-Generating Electric Hybrid with Flywheel
RESISTANCE LEVEL	25 LEVELS
RESISTANCE SYSTEM	Electrically Returned
MAXIMUM USER WEIGHT	400 LBS (182 KGS)

ELECTRICAL SPECIFICATIONS

POWER REQUIREMENT (LED, TOUCH)	Self Generation
POWER REQUIREMENT (SPORT, EPLUS 2.0)	100 ~ 240V ± 10 50/60Hz
MAXIMUM WATT@ 60 RPM	400W
MINIMUM WATT@ 60 RPM	40W
MINIMUM RPM (LED, TOUCH)	30 RPM
MINIMUM RPM (SPORT, EPLUS 2.0)	10 RPM

FRAME

COLOR OPTIONS	Polar Silver / Jet Black			
NET WEIGHT OF FRAME & CONSOLE	LED 188.5 LBS (85.5 KGS)	TOUCH 187.6 LBS (85.1 KGS)	SPORT 189.6 LBS (86 KGS)	EPLUS 2.0 195.1 LBS (88.5 KGS)
PACKAGED WEIGHT	LED 203.5 LBS (92.3 KGS)	TOUCH 202.6 LBS (91.9 KGS)	SPORT 204.6 LBS (92.8 KGS)	EPLUS 2.0 210.1 LBS (95.3 KGS)

DIMENSIONS

EQUIPMENT DIMENSIONS	67 (L) X 25 (W) X 56 (H) IN / 1680 (L) X 630 (W) X 1420 (H) MM
PACKAGING DIMENSIONS	66 (L) X 15 (W) X 29 (H) IN/ 1670 (L) X 370 (W) X 730 (H) MM



Adjustable Seatback
Seatback recline angle can be adjusted to maximize the users comfort during a workout.



Walkthrough Design
Makes mounting and dismounting easy and comfortable.



Heart rate sensor handgrips with Resistance level control
Heart rate sensor handgrips with button on the top allow easy adjustment resistance levels during your workout and monitoring heart rate at the same time.

PLATINUM

CONSOLE SPECS

DISPLAY	LED	TOUCH	SPORT	E PLUS 2.0
SCREEN	LED 7 Segments with Dot-Matrix-White light	10.1" with Touch + 2 LED window	8" Touch + 2 LED window	15.6" Touch
LANGUAGE	10 Languages: English, German, Spanish, Dutch, Portuguese, Italian, Swedish, Russian, Polish, French	15 languages, English, German, Spanish, Dutch, Portuguese, Thai, Swedish, Russian, French, Arabic, Japanese, Turkish, Vietnamese, Chinese (simplified & traditional)	15 languages, English, German, Spanish, Dutch, Portuguese, Thai, Swedish, Russian, French, Arabic, Japanese, Turkish, Vietnamese, Chinese (simplified & traditional)	15 languages, English, German, Spanish, Dutch, Portuguese, Thai, Swedish, Russian, French, Arabic, Japanese, Turkish, Vietnamese, Chinese (simplified & traditional)
PRE-PROGRAMMABLE WORKOUTS	10 (Target / Rolling / Valley / Fat Burn / Ramp / Strength / Interval / Random / HRC / Constant Watt)	Training Course (8) - (Manual / Rolling-hills / Mountain Peaks / Fat Burn / Incline / Strength / Interval / Constant Wattage) Target Training (3) - (Time/Distance/ Calories) HRC (4) - (Fatburn / Aerobic / Performance / Customize)	Training Course (9) - (Manual / Target / Rolling-hills / Mountain Peaks / Fat Burn / Incline / Strength / Interval / Constant Wattage) HRC (4) - (Fatburn / Aerobic / Performance / Customize)	Training Course (9) - (Manual / Target / Rolling-hills / Mountain Peaks / Fat Burn / Incline / Strength / Interval / Constant Wattage) HRC (4) - (Fatburn / Aerobic / Performance / Customize) VirtualGo(10)
QUICK START	Yes	Yes	Yes	Yes
INTEGRATION				
BODY ANALYZER INBODY 570	NA	NA	Yes	Yes
EXERCISE DATA	NA	NA	Yes	Yes
WEARABLE APPS	NA	NA	Yes (Runkeeper, GoogleHealth, Fitbit, Garmin)	Yes (Runkeeper, GoogleHealth, Fitbit, Garmin)
CIRCLECLOUD GO	NA	NA	Yes	Yes
ENTERTAINMENT APPS	NA	NA	NA	Yes
FACILITY MANAGEMENT	NA	NA	Yes	Yes

CONNECTIVITY	LED	TOUCH	SPORT	E PLUS 2.0
USB	Charging	Program Update & Charging	Program Update & Charging	Program Update & Charging
LAN	NA	NA	Giga LAN	Giga LAN
CSAFE (POWER ONLY)	Optional	Optional	Optional	Optional
BLUETOOTH	NA	NA	Bluetooth 4.2 (For BT Login)	2 X Bluetooth 4.2 (1 For BT Login & Wireless Pulse / 1 For Wireless Audio)
TV	NA	NA	NA	DVBT/T2/C, ATSC, DTMB, ISDBT (Satellite:NA)
WIRELESS CHARGING	NA	NA	Yes	Yes
WIFI	NA	NA	Yes	Yes
AUDIO OUT	NA	NA	NA	3.5 MM Phone Jack / Wireless BT
HEART RATE (HR) DETECTION	Hand Pulse 5KHZ Wireless	Hand Pulse 5KHZ Wireless	Hand Pulse 5KHZ Wireless	Hand Pulse 5KHZ Wireless
FAN	NA	NA	Optional	Yes



LED



Touch



Sport



E Plus 2.0





CORE SERIES

AN EXPERIENCE LIKE NO OTHER

Kick any workout up a notch with our Core 6 Series. Superior engineering ensures a selection of top-of-the-line treadmills, ellipticals, and recumbent bikes, so no challenge goes unmet. Featuring our HR Training Zone, easy walkthrough design, and guaranteed durability, upgrade your facility with a brand-new experience.



BUILT TO LAST

The Core Series brings ingenuity, durability, and usability to the forefront of equipment manufacturing. Thoughtfully designed for hospitality, education centers, studio gyms, government training facilities, and more, simplified maintenance takes the top of the list. The Core Series is built to enhance any facility and motivate any user.



M5

A simplistic design that delivers a full-body workout with a heart-rate control feature and a design that is efficient in space.



E6

With smooth shifts and superior steadiness, the E6 engineering features are designed to mirror every movement.

F U L F I L L Y O U R

POTENTIAL



R6

The 16 resistance levels and wireless heart-rate monitoring system engages users of all abilities to be bold and better.



B6

With industrial-grade durability and optimal simplicity, the B6 is easy to assemble, clean, service, and relocate across facilities.

TREADMILL

M 5



The M5 Treadmill is designed with dynamic performance with every step taken. Discover just how far you can go with premium features in equipment design and amplified console design to track your progress and monitor every achievement in real time. Wherever your workout preference lays, the M5 blends style and convenience to make any fitness goal possible.

Offered with three innovative screen designs—touch console, sport console, and TFT compound console, the M5 is packed with all the latest technology, allowing you to track every one of your achievements. You can also monitor speed, time, and distance with our built-in system. With interactive, intuitive interface designs, it offers ease of use for every workout program.

Available Color Options



Green Grey

Stealth Black

M5 DETAILS & SPECIFICATIONS

TECHNICAL SPECIFICATIONS

DECK	Reversible Deck
BELT	Non Prewaxed Belt
RUNNING AREA	1520 X 500 MM / 20 IN (W)
SPEED RANGE	0.5 ~ 12.5 MPH / 0.8~20 KM
INCLINE RANGE	0 ~ 15%
STEP-UP HEIGHT	6.7 IN / 170 MM
ROLLERS	2.3 IN / 60 MM
MAXIMUM USER WEIGHT	400 LBS / 182 KGS

ELECTRICAL SPECIFICATIONS

DRIVER SYSTEM	AC 2.0 HP (Continuous) / 3.5 HP (DUTY)
---------------	--

DIMENSIONS

EQUIPMENT	1990 (L) X 860 (W) X 1450 (H) MM 79 (L) X 34 (W) X 58 (H) IN
PACKAGING	2275 (L) X 980 (W) X 391 (H) MM 90 (L) X 39 (W) X 16 (H) IN + 982 (L) X 593 (W) X 320 (H) MM 39 (L) X 23 (W) X 13 (H) IN

CUSTOMIZED

EXPERIENCE



Eco friendly side handrails

Apply environmentally friendly material to side handrails design.



USB charging

USB charging function/ program update for easy after-service maintainace and for quick charging.



Transparent cup holder

Transparent cup holder looks sharp and it's easy to clean.



Ergonomic Handgrip Heart Rate Sensors

Monitoring heart rate is simple with equipped sensors. Feature special curve design which is more ergonomic and more comfortable to use . Furthermore, you'll feel spacious even when the treadmill is incline.



Non-slip pad

Non-slip pad with large area is suitable for you to place your cellphone or some small personal belongings.



Smooth Deck

Our shock absorption system delivers a perfect balance of cushioning and road feel to bring users the ultimate tactile running experience.

CORE



RESIDENTIAL & SPECIALTY

Our Residential Series treadmills are so much more than the ordinary. We've built ours with the same craft and care as our light commercial machine line-up, for those who crave superior strength and durability at home. Made with quality materials and customizable LED screens, our Residential line brings end-to-end quality to your home sessions.

Our Specialty Series prioritizes accessibility, safety, and simplicity for users seeking a low-intensity workout regime. Although meant for low-impact sessions, the Specialty Series is tailored for any length of time, any space - and any amount of effort.

TREADMILL

M5 DC



The M5 DC is the ultimate treadmill for all your fitness needs. With belt tension adjustment and simple storage options, it is perfect for any activity level. Whether you're a beginner or a professional, the sleek design pairs style with performance. Equipped with adjustable speed settings keeps anyone comfortable as you train hard.

Available Color Options



Green Grey

Stealth Black

M5 DC DETAILS & SPECIFICATIONS

TECHNICAL SPECIFICATIONS	
DECK	Reversible Deck
BELT	Non Prewaxed Belt
RUNNING AREA	1520 X 500 MM / 20 IN (W)
SPEED RANGE	0.5 ~ 12.5 MPH (0.8 ~ 20 KM)
INCLINE RANGE	0 ~ 15%
STEP-UP HEIGHT	6.7 IN / 170 MM
ROLLERS	2.3 IN / 60 MM
MAXIMUM USER WEIGHT	400 LBS /182 KGS
ELECTRICAL SPECIFICATIONS	
DRIVER SYSTEM	DC 2.5 HP (Continuous) / 3.5 HP (Duty)
DIMENSIONS	
PACKAGING DIMENSIONS	2275 (L) X 980 (W) X 391 (H) MM 90 (L) X 39 (W) X 16 (H) IN + 982 (L) X 593 (W) X 320 (H) MM 39 (L) X 23 (W) X 13 (H) IN
EQUIPMENT DIMENSIONS	1990 (L) X 860 (W) X 1450 (H) MM 79 (L) X 34 (W) X 58 (H) IN

CONSOLE SPECS

DISPLAY	LED
SCREEN	2.8" Touchscreen + LED Windows
LANGUAGE	15 languages, English, German, Spanish, Dutch, Portuguese, Thai, Swedish, Russian, French, Arabic, Japanese, Turkish, Vietnamese, Chinese (simplified & traditional)
PRE-PROGRAMMABLE WORKOUTS	Training Course(6)-(Manual / Hill / Fat Burn / Cardio / Strength / Interval) Target Training(3) - (Time/Distance/ Calories) HIIT(2) - (Presets / Custom) HRC(4) - (Fatburn / Aerobic / Performance / Customize) Physical Test(7) - (Gerkin Protocol / Cooper Test / USMC PFT / Army PFT / Navy PFT / USAF PFT / Federal Law)
CONNECTIVITY	
USB	Charging
LAN	NA
CSAFE (POWER ONLY)	Optional
BLUETOOTH	NA
TV	NA
WIRELESS CHARGING	NA
WIFI	NA
AUDIO OUT	NA
HEART RATE (HR) DETECTION	Hand Pulse 5KHZ Wireless
FAN	Optional

RESIDENTIAL

T R E A D M I L L

M 6 C A R E



The M6 Care Treadmill is designed for all individuals of all abilities to receive the workout they need for low-impact training. A simple design that comes geared with durable technology is how the M6 Care enhances every experience and every workout preference. Find the right routine that feels right for you and let M6 Care take you further than ever before.



LED

Available Color Options



Polar Silver

Jet Black

M 6 CARE DETAILS & SPECIFICATIONS

TECHNICAL SPECIFICATIONS	
DECK	Reversible Deck
	Pre-waxed Reversible Deck
BELT	Commercial Grade
	Commercial Grade Pre-waxed
RUNNING AREA	1520 X 500 MM / 60 X 20 IN
SPEED RANGE	0.3 ~ 12 KM / 0.1~7.5 MPH
INCLINE RANGE	15% (15 Level)
STEP-UP HEIGHT	6.7 IN / 170 MM
ROLLERS	2.7 IN / 70MM
MAXIMUM USER WEIGHT	182 KGS / 400 LBS
FEATURES	
SAFETY STRIPE PRINT ON BELT	-
FAN	-
READING RACK	-
HR SENSOR & TELEMETRY	-
HR CHEST BELT	Optional
TARGET HEART RATE ZONE	(LED Only)
BOTTLE HOLDER STORAGE	-
COLOR SELECTIONS	Polar Sliver / Jet Black

ELECTRICAL SPECIFICATIONS	
MOTOR POWER	2.0 HP (Continuous)
	3.5 HP (Duty)
POWER REQUIREMENT	Powered 110VAC / 220VAC ±20% 20A 50/60HZ
UNIT DIMENSIONS	1990 X 860 X 1400 MM / 79 X 34 X 58 IN
UNIT WEIGHT	LED 137 KGS / 301.4 LBS
PACKAGED DIMENSIONS (BODY)	2100 X 880 X 400 MM / 83 X 35 X 16 IN
PACKAGED DIMENSIONS (CONSOLE)	910 X 570 X 310 MM / 35.8 X 22.4 X 12.2 IN
PACKAGED WEIGHT	LED 150 KGS / 330 LBS
CONSOLE	
MODEL	Standard
SCREEN	8x16 Dot-Matrix W / Message Window+HR Status Bar
WORKOUT PROGRAMS	P1: Manual / P2:Target / P3:Course / P4:Custom / P5:Fitness Test / P6:Heart Rate Train
LANGUAGE	English



circle
FITNESS

circlefitness.com | 317-731-5969

© 2023 Circle Fitness USA. All Rights Reserved.